

Summary Results Report

JOINT Primary


March 05, 2024

Statistics

	TOTAL	Absentee	Early Voting	Election Day
Election Day Precincts Reporting	11 of 11	0	0	11
Precincts Complete	0 of 11	0	0	0
Precincts Partially Reported	11 of 11	0	0	11
Absentee/ Early Precincts Reporting	11 of 11	11	11	0
Registered Voters - Total	14,453			
Registered Voters - Republican Party	0			
Registered Voters - Democratic Party	0			
Registered Voters - NONPARTISAN	14,453			
Ballots Cast - Total	5,098	123	2,547	2,428
Ballots Cast - Republican Party	4,758	87	2,387	2,284
Ballots Cast - Democratic Party	340	36	160	144
Ballots Cast - NONPARTISAN	0	0	0	0
Ballots Cast - Blank	1	0	1	0
Voter Turnout - Total	35.27%			
Voter Turnout - Republican Party	0.00%			
Voter Turnout - Democratic Party	0.00%			
Voter Turnout - NONPARTISAN	0.00%			

UNOFFICIAL RESULTS

Colorado County



Unofficial Results

Summary Results Report
 JOINT Primary
 March 05, 2024

UNOFFICIAL RESULTS

Colorado County

REP President

Vote For 1

	TOTAL	VOTE %	Absentee	Early Voting	Election Day
Nikki Haley	561	11.96%	15	293	253
Vivek Ramaswamy	17	0.36%	0	8	9
David Stuckenberg	0	0.00%	0	0	0
Ron DeSantis	45	0.96%	3	23	19
Chris Christie	16	0.34%	0	10	6
Ryan L. Binkley	5	0.11%	0	4	1
Donald J. Trump	3,939	83.95%	65	1,955	1,919
Asa Hutchinson	7	0.15%	0	5	2
Uncommitted	102	2.17%	3	59	40
Total Votes Cast	4,692	100.00%	86	2,357	2,249
Overvotes	1		0	0	1
Undervotes	65		1	30	34
Contest Totals	4,758		87	2,387	2,284
Precincts Reporting	11 of 11				

REP US Senator

Vote For 1

	TOTAL	VOTE %	Absentee	Early Voting	Election Day
Ted Cruz	4,057	90.96%	74	2,035	1,948
R E (Rufus) Lopez	204	4.57%	2	98	104
Holland "Redd" Gibson	199	4.46%	7	90	102
Total Votes Cast	4,460	100.00%	83	2,223	2,154
Overvotes	0		0	0	0
Undervotes	298		4	164	130
Contest Totals	4,758		87	2,387	2,284
Precincts Reporting	11 of 11				

REP US Representative, Dist 10

Vote For 1

	TOTAL	VOTE %	Absentee	Early Voting	Election Day
Michael T. McCaul	3,043	74.11%	62	1,519	1,462
Jared B. Lovelace	1,063	25.89%	14	568	481
Total Votes Cast	4,106	100.00%	76	2,087	1,943
Overvotes	0		0	0	0
Undervotes	652		11	300	341
Contest Totals	4,758		87	2,387	2,284
Precincts Reporting	11 of 11				



Unofficial Results

Summary Results Report
 JOINT Primary
 March 05, 2024

UNOFFICIAL RESULTS

Colorado County

REP Railroad Commissioner

Vote For 1

	TOTAL	VOTE %	Absentee	Early Voting	Election Day
James "Jim" Matlock	1,757	46.20%	23	816	918
Corey Howell	187	4.92%	3	85	99
Petra Reyes	107	2.81%	1	52	54
Christie Clark	345	9.07%	6	166	173
Christi Craddick	1,407	37.00%	39	814	554
Total Votes Cast	3,803	100.00%	72	1,933	1,798
Overvotes	2		0	0	2
Undervotes	953		15	454	484
Contest Totals	4,758		87	2,387	2,284
Precincts Reporting	11 of 11				

REP Justice, Supreme Court, PI 2

Vote For 1

	TOTAL	VOTE %	Absentee	Early Voting	Election Day
Jimmy Blacklock	3,283	100.00%	54	1,616	1,613
Total Votes Cast	3,283	100.00%	54	1,616	1,613
Overvotes	0		0	0	0
Undervotes	1,475		33	771	671
Contest Totals	4,758		87	2,387	2,284
Precincts Reporting	11 of 11				

REP Justice, Supreme Court, PI 4

Vote For 1

	TOTAL	VOTE %	Absentee	Early Voting	Election Day
Brian Walker	2,151	64.09%	29	1,040	1,082
John Devine	1,205	35.91%	27	641	537
Total Votes Cast	3,356	100.00%	56	1,681	1,619
Overvotes	0		0	0	0
Undervotes	1,402		31	706	665
Contest Totals	4,758		87	2,387	2,284
Precincts Reporting	11 of 11				

REP Justice, Supreme Court, PI 6

Vote For 1

	TOTAL	VOTE %	Absentee	Early Voting	Election Day
Jane Bland	3,252	100.00%	55	1,615	1,582
Total Votes Cast	3,252	100.00%	55	1,615	1,582
Overvotes	0		0	0	0
Undervotes	1,506		32	772	702
Contest Totals	4,758		87	2,387	2,284
Precincts Reporting	11 of 11				



Unofficial Results

Summary Results Report
 JOINT Primary
 March 05, 2024

UNOFFICIAL RESULTS

Colorado County

REP Presiding Judge, Ct of Crim App

Vote For 1

	TOTAL	VOTE %	Absentee	Early Voting	Election Day
Sharon Keller	1,821	51.64%	25	929	867
David J. Schenck	1,705	48.36%	37	844	824
Total Votes Cast	3,526	100.00%	62	1,773	1,691
Overvotes	0		0	0	0
Undervotes	1,232		25	614	593
Contest Totals	4,758		87	2,387	2,284
Precincts Reporting	11 of 11				

REP Judge, Ct of Crim App, PI 7

Vote For 1

	TOTAL	VOTE %	Absentee	Early Voting	Election Day
Gina Parker	2,337	68.15%	42	1,158	1,137
Barbara Parker Hervey	1,092	31.85%	18	576	498
Total Votes Cast	3,429	100.00%	60	1,734	1,635
Overvotes	0		0	0	0
Undervotes	1,329		27	653	649
Contest Totals	4,758		87	2,387	2,284
Precincts Reporting	11 of 11				

REP Judge, Ct of Crim App, PI 8

Vote For 1

	TOTAL	VOTE %	Absentee	Early Voting	Election Day
Lee Finley	1,856	53.56%	30	914	912
Michelle Slaughter	1,609	46.44%	31	834	744
Total Votes Cast	3,465	100.00%	61	1,748	1,656
Overvotes	0		0	0	0
Undervotes	1,293		26	639	628
Contest Totals	4,758		87	2,387	2,284
Precincts Reporting	11 of 11				

REP Member, State BoE, Dist 10

Vote For 1

	TOTAL	VOTE %	Absentee	Early Voting	Election Day
"DC" Caldwell I	734	20.75%	9	339	386
Mary Bone	1,337	37.80%	24	693	620
Tom Maynard	1,466	41.45%	34	774	658
Total Votes Cast	3,537	100.00%	67	1,806	1,664
Overvotes	0		0	0	0
Undervotes	1,221		20	581	620
Contest Totals	4,758		87	2,387	2,284
Precincts Reporting	11 of 11				



Unofficial Results

Summary Results Report
 JOINT Primary
 March 05, 2024

UNOFFICIAL RESULTS

Colorado County

REP State Senator, Dist 17

Vote For 1

	TOTAL	VOTE %	Absentee	Early Voting	Election Day
Joan Huffman	3,408	100.00%	60	1,702	1,646
Total Votes Cast	3,408	100.00%	60	1,702	1,646
Overvotes	0		0	0	0
Undervotes	1,350		27	685	638
Contest Totals	4,758		87	2,387	2,284
Precincts Reporting	11 of 11				

REP State Representative, Dist 85

Vote For 1

	TOTAL	VOTE %	Absentee	Early Voting	Election Day
Stan Kitzman	2,575	63.07%	57	1,247	1,271
Tim Greeson	1,508	36.93%	18	820	670
Total Votes Cast	4,083	100.00%	75	2,067	1,941
Overvotes	0		0	0	0
Undervotes	675		12	320	343
Contest Totals	4,758		87	2,387	2,284
Precincts Reporting	11 of 11				

REP Justice, 1st Ct of App Dist PI 2


Vote For 1

	TOTAL	VOTE %	Absentee	Early Voting	Election Day
Jennifer Caughey	3,283	100.00%	57	1,631	1,595
Total Votes Cast	3,283	100.00%	57	1,631	1,595
Overvotes	0		0	0	0
Undervotes	1,475		30	756	689
Contest Totals	4,758		87	2,387	2,284
Precincts Reporting	11 of 11				

REP Justice, 1st Ct of App Dist, PI 6

Vote For 1

	TOTAL	VOTE %	Absentee	Early Voting	Election Day
Andrew Johnson	3,267	100.00%	57	1,619	1,591
Total Votes Cast	3,267	100.00%	57	1,619	1,591
Overvotes	0		0	0	0
Undervotes	1,491		30	768	693
Contest Totals	4,758		87	2,387	2,284
Precincts Reporting	11 of 11				



Unofficial Results

Summary Results Report
 JOINT Primary
 March 05, 2024

UNOFFICIAL RESULTS

Colorado County

REP Justice, 1st Ct of App Dist, PI 7

Vote For 1

	TOTAL	VOTE %	Absentee	Early Voting	Election Day
Clint Morgan	3,239	100.00%	55	1,603	1,581
Total Votes Cast	3,239	100.00%	55	1,603	1,581
Overvotes	0		0	0	0
Undervotes	1,519		32	784	703
Contest Totals	4,758		87	2,387	2,284
Precincts Reporting	11 of 11				

REP Justice, 1st Ct of App Dist, PI 8

Vote For 1

	TOTAL	VOTE %	Absentee	Early Voting	Election Day
Kristin M. Guiney	3,208	100.00%	54	1,588	1,566
Total Votes Cast	3,208	100.00%	54	1,588	1,566
Overvotes	0		0	0	0
Undervotes	1,550		33	799	718
Contest Totals	4,758		87	2,387	2,284
Precincts Reporting	11 of 11				

REP Justice, 1st Ct of App Dist, PI 9

Vote For 1

	TOTAL	VOTE %	Absentee	Early Voting	Election Day
Susanna Dukupil	3,217	100.00%	54	1,595	1,568
Total Votes Cast	3,217	100.00%	54	1,595	1,568
Overvotes	0		0	0	0
Undervotes	1,541		33	792	716
Contest Totals	4,758		87	2,387	2,284
Precincts Reporting	11 of 11				

REP Justice, 14th Ct of App Dist, PI 3

Vote For 1

	TOTAL	VOTE %	Absentee	Early Voting	Election Day
Chad Bridges	3,217	100.00%	54	1,593	1,570
Total Votes Cast	3,217	100.00%	54	1,593	1,570
Overvotes	0		0	0	0
Undervotes	1,541		33	794	714
Contest Totals	4,758		87	2,387	2,284
Precincts Reporting	11 of 11				



Unofficial Results

Summary Results Report
 JOINT Primary
 March 05, 2024

UNOFFICIAL RESULTS

Colorado County

REP Justice, 14th Ct of App Dist, PI 4

Vote For 1

	TOTAL	VOTE %	Absentee	Early Voting	Election Day
Tonya McLaughlin	1,797	53.39%	21	943	833
Steve Rogers	1,569	46.61%	38	747	784
Total Votes Cast	3,366	100.00%	59	1,690	1,617
Overvotes	0		0	0	0
Undervotes	1,392		28	697	667
Contest Totals	4,758		87	2,387	2,284
Precincts Reporting	11 of 11				

REP Justice, 14th Ct of App Dist, PI 5

Vote For 1

	TOTAL	VOTE %	Absentee	Early Voting	Election Day
Maritza Michele Antu	3,127	100.00%	52	1,551	1,524
Total Votes Cast	3,127	100.00%	52	1,551	1,524
Overvotes	0		0	0	0
Undervotes	1,631		35	836	760
Contest Totals	4,758		87	2,387	2,284
Precincts Reporting	11 of 11				

REP Justice, 14th Ct of App Dist, PI 6

Vote For 1

	TOTAL	VOTE %	Absentee	Early Voting	Election Day
Katy Boatman	3,195	100.00%	52	1,582	1,561
Total Votes Cast	3,195	100.00%	52	1,582	1,561
Overvotes	0		0	0	0
Undervotes	1,563		35	805	723
Contest Totals	4,758		87	2,387	2,284
Precincts Reporting	11 of 11				

REP Justice, 14th Ct of App Dist, PI 8

Vote For 1

	TOTAL	VOTE %	Absentee	Early Voting	Election Day
Brad Hart	3,190	100.00%	54	1,578	1,558
Total Votes Cast	3,190	100.00%	54	1,578	1,558
Overvotes	0		0	0	0
Undervotes	1,568		33	809	726
Contest Totals	4,758		87	2,387	2,284
Precincts Reporting	11 of 11				



Unofficial Results

Summary Results Report
 JOINT Primary
 March 05, 2024

UNOFFICIAL RESULTS

Colorado County

REP Dist Judge, 25th Judicial Dist

Vote For 1

	TOTAL	VOTE %	Absentee	Early Voting	Election Day
Bill Old	3,429	100.00%	61	1,741	1,627
Total Votes Cast	3,429	100.00%	61	1,741	1,627
Overvotes	0		0	0	0
Undervotes	1,329		26	646	657
Contest Totals	4,758		87	2,387	2,284
Precincts Reporting	11 of 11				

REP Dist Judge, 2nd 25th Judicial Dist

Vote For 1

	TOTAL	VOTE %	Absentee	Early Voting	Election Day
Jessica Richard Crawford	3,285	100.00%	57	1,633	1,595
Total Votes Cast	3,285	100.00%	57	1,633	1,595
Overvotes	0		0	0	0
Undervotes	1,473		30	754	689
Contest Totals	4,758		87	2,387	2,284
Precincts Reporting	11 of 11				

REP County Attorney

Vote For 1

	TOTAL	VOTE %	Absentee	Early Voting	Election Day
Jay Johannes	3,569	100.00%	63	1,794	1,712
Total Votes Cast	3,569	100.00%	63	1,794	1,712
Overvotes	0		0	0	0
Undervotes	1,189		24	593	572
Contest Totals	4,758		87	2,387	2,284
Precincts Reporting	11 of 11				

REP Sheriff

Vote For 1

	TOTAL	VOTE %	Absentee	Early Voting	Election Day
Justin Lindemann	2,831	60.80%	51	1,416	1,364
"Wendy" Alley	1,825	39.20%	33	928	864
Total Votes Cast	4,656	100.00%	84	2,344	2,228
Overvotes	0		0	0	0
Undervotes	102		3	43	56
Contest Totals	4,758		87	2,387	2,284
Precincts Reporting	11 of 11				



Unofficial Results

Summary Results Report
 JOINT Primary
 March 05, 2024

UNOFFICIAL RESULTS

Colorado County

REP County Tax Assessor-Collector

Vote For 1

	TOTAL	VOTE %	Absentee	Early Voting	Election Day
Erica Kollaja	1,782	40.57%	41	911	830
Melinda A. Zajicek	1,956	44.54%	22	1,013	921
Bruce Besch	654	14.89%	17	287	350
Total Votes Cast	4,392	100.00%	80	2,211	2,101
Overvotes	0		0	0	0
Undervotes	366		7	176	183
Contest Totals	4,758		87	2,387	2,284
Precincts Reporting	11 of 11				

REP County Commissioner Pct 1

Vote For 1

	TOTAL	VOTE %	Absentee	Early Voting	Election Day
Shannon Owers	672	65.95%	18	306	348
Rueben Taylor	347	34.05%	4	134	209
Total Votes Cast	1,019	100.00%	22	440	557
Overvotes	0		0	0	0
Undervotes	72		5	31	36
Contest Totals	1,091		27	471	593
Precincts Reporting	3 of 3				

REP County Commissioner Pct 3

Vote For 1

	TOTAL	VOTE %	Absentee	Early Voting	Election Day
Keith Ellis Neuendorff	1,383	100.00%	24	699	660
Total Votes Cast	1,383	100.00%	24	699	660
Overvotes	0		0	0	0
Undervotes	326		6	174	146
Contest Totals	1,709		30	873	806
Precincts Reporting	4 of 4				

REP Justice of the Peace Precinct 3

Vote For 1

	TOTAL	VOTE %	Absentee	Early Voting	Election Day
Bennie Zajicek	503	31.92%	6	242	255
Will Schneider	477	30.27%	10	236	231
Donald J. Clark	596	37.82%	12	336	248
Total Votes Cast	1,576	100.00%	28	814	734
Overvotes	1		0	0	1
Undervotes	132		2	59	71
Contest Totals	1,709		30	873	806
Precincts Reporting	4 of 4				



Unofficial Results

Summary Results Report
 JOINT Primary
 March 05, 2024

UNOFFICIAL RESULTS

Colorado County

REP Constable Pct 1

Vote For 1

	TOTAL	VOTE %	Absentee	Early Voting	Election Day
Richard J. LaCourse	907	100.00%	21	391	495
Total Votes Cast	907	100.00%	21	391	495
Overvotes	0		0	0	0
Undervotes	184		6	80	98
Contest Totals	1,091		27	471	593
Precincts Reporting	3 of 3				

REP Constable Pct 2

Vote For 1

	TOTAL	VOTE %	Absentee	Early Voting	Election Day
Lonnie L. Hinze	949	100.00%	16	504	429
Total Votes Cast	949	100.00%	16	504	429
Overvotes	0		0	0	0
Undervotes	284		4	144	136
Contest Totals	1,233		20	648	565
Precincts Reporting	2 of 2				

REP Constable Pct 3


Vote For 1

	TOTAL	VOTE %	Absentee	Early Voting	Election Day
Ivan V. Menke	1,411	100.00%	23	722	666
Total Votes Cast	1,411	100.00%	23	722	666
Overvotes	0		0	0	0
Undervotes	298		7	151	140
Contest Totals	1,709		30	873	806
Precincts Reporting	4 of 4				

REP Constable Pct 4

Vote For 1

	TOTAL	VOTE %	Absentee	Early Voting	Election Day
Adrian Flores	135	19.97%	3	79	53
Darrell Stancik	541	80.03%	7	293	241
Total Votes Cast	676	100.00%	10	372	294
Overvotes	0		0	0	0
Undervotes	49		0	23	26
Contest Totals	725		10	395	320
Precincts Reporting	2 of 2				



Unofficial Results

Summary Results Report
 JOINT Primary
 March 05, 2024

UNOFFICIAL RESULTS

Colorado County

REP County Chair

Vote For 1

	TOTAL	VOTE %	Absentee	Early Voting	Election Day
Tom Kelley	3,685	100.00%	66	1,846	1,773
Total Votes Cast	3,685	100.00%	66	1,846	1,773
Overvotes	0		0	0	0
Undervotes	1,073		21	541	511
Contest Totals	4,758		87	2,387	2,284
Precincts Reporting	11 of 11				

REP Proposition 1

Vote For 1

	TOTAL	VOTE %	Absentee	Early Voting	Election Day
YES	3,775	83.96%	62	1,876	1,837
NO	721	16.04%	19	390	312
Total Votes Cast	4,496	100.00%	81	2,266	2,149
Overvotes	1		0	0	1
Undervotes	261		6	121	134
Contest Totals	4,758		87	2,387	2,284
Precincts Reporting	11 of 11				

REP Proposition 2

Vote For 1

	TOTAL	VOTE %	Absentee	Early Voting	Election Day
YES	4,301	93.85%	77	2,162	2,062
NO	282	6.15%	7	144	131
Total Votes Cast	4,583	100.00%	84	2,306	2,193
Overvotes	0		0	0	0
Undervotes	175		3	81	91
Contest Totals	4,758		87	2,387	2,284
Precincts Reporting	11 of 11				

REP Proposition 3

Vote For 1

	TOTAL	VOTE %	Absentee	Early Voting	Election Day
YES	4,091	90.45%	72	2,041	1,978
NO	432	9.55%	8	237	187
Total Votes Cast	4,523	100.00%	80	2,278	2,165
Overvotes	0		0	0	0
Undervotes	235		7	109	119
Contest Totals	4,758		87	2,387	2,284
Precincts Reporting	11 of 11				



Unofficial Results

Summary Results Report
 JOINT Primary
 March 05, 2024

UNOFFICIAL RESULTS

Colorado County

REP Proposition 4

Vote For 1

	TOTAL	VOTE %	Absentee	Early Voting	Election Day
YES	4,073	89.73%	83	2,053	1,937
NO	466	10.27%	3	228	235
Total Votes Cast	4,539	100.00%	86	2,281	2,172
Overvotes	1		0	0	1
Undervotes	218		1	106	111
Contest Totals	4,758		87	2,387	2,284
Precincts Reporting	11 of 11				

REP Proposition 5

Vote For 1

	TOTAL	VOTE %	Absentee	Early Voting	Election Day
YES	3,914	86.98%	77	1,993	1,844
NO	586	13.02%	9	279	298
Total Votes Cast	4,500	100.00%	86	2,272	2,142
Overvotes	1		0	0	1
Undervotes	257		1	115	141
Contest Totals	4,758		87	2,387	2,284
Precincts Reporting	11 of 11				

REP Proposition 6


Vote For 1

	TOTAL	VOTE %	Absentee	Early Voting	Election Day
YES	3,811	85.99%	71	1,919	1,821
NO	621	14.01%	12	314	295
Total Votes Cast	4,432	100.00%	83	2,233	2,116
Overvotes	0		0	0	0
Undervotes	326		4	154	168
Contest Totals	4,758		87	2,387	2,284
Precincts Reporting	11 of 11				

REP Proposition 7

Vote For 1

	TOTAL	VOTE %	Absentee	Early Voting	Election Day
YES	3,203	77.27%	55	1,610	1,538
NO	942	22.73%	20	490	432
Total Votes Cast	4,145	100.00%	75	2,100	1,970
Overvotes	1		0	0	1
Undervotes	612		12	287	313
Contest Totals	4,758		87	2,387	2,284
Precincts Reporting	11 of 11				



Unofficial Results

Summary Results Report
 JOINT Primary
 March 05, 2024

UNOFFICIAL RESULTS

Colorado County

REP Proposition 8

Vote For 1

	TOTAL	VOTE %	Absentee	Early Voting	Election Day
YES	4,224	93.72%	72	2,128	2,024
NO	283	6.28%	11	140	132
Total Votes Cast	4,507	100.00%	83	2,268	2,156
Overvotes	0		0	0	0
Undervotes	251		4	119	128
Contest Totals	4,758		87	2,387	2,284
Precincts Reporting	11 of 11				

REP Proposition 9

Vote For 1

	TOTAL	VOTE %	Absentee	Early Voting	Election Day
YES	3,182	72.11%	54	1,610	1,518
NO	1,231	27.89%	28	607	596
Total Votes Cast	4,413	100.00%	82	2,217	2,114
Overvotes	2		0	0	2
Undervotes	343		5	170	168
Contest Totals	4,758		87	2,387	2,284
Precincts Reporting	11 of 11				

REP Proposition 10

Vote For 1

	TOTAL	VOTE %	Absentee	Early Voting	Election Day
YES	4,085	92.25%	73	2,044	1,968
NO	343	7.75%	8	190	145
Total Votes Cast	4,428	100.00%	81	2,234	2,113
Overvotes	0		0	0	0
Undervotes	330		6	153	171
Contest Totals	4,758		87	2,387	2,284
Precincts Reporting	11 of 11				

REP Proposition 11

Vote For 1

	TOTAL	VOTE %	Absentee	Early Voting	Election Day
YES	3,774	83.77%	59	1,880	1,835
NO	731	16.23%	21	384	326
Total Votes Cast	4,505	100.00%	80	2,264	2,161
Overvotes	2		0	0	2
Undervotes	251		7	123	121
Contest Totals	4,758		87	2,387	2,284
Precincts Reporting	11 of 11				



Unofficial Results

Summary Results Report
 JOINT Primary
 March 05, 2024

UNOFFICIAL RESULTS

Colorado County

REP Proposition 12

Vote For 1

	TOTAL	VOTE %	Absentee	Early Voting	Election Day
YES	4,455	97.06%	85	2,243	2,127
NO	135	2.94%	2	69	64
Total Votes Cast	4,590	100.00%	87	2,312	2,191
Overvotes	0		0	0	0
Undervotes	168		0	75	93
Contest Totals	4,758		87	2,387	2,284
Precincts Reporting	11 of 11				

REP Proposition 13

Vote For 1

	TOTAL	VOTE %	Absentee	Early Voting	Election Day
YES	4,434	96.92%	86	2,234	2,114
NO	141	3.08%	1	70	70
Total Votes Cast	4,575	100.00%	87	2,304	2,184
Overvotes	0		0	0	0
Undervotes	183		0	83	100
Contest Totals	4,758		87	2,387	2,284
Precincts Reporting	11 of 11				

DEM President

Vote For 1

	TOTAL	VOTE %	Absentee	Early Voting	Election Day
Star Locke	1	0.31%	0	0	1
Cenk Uygur	1	0.31%	0	1	0
Dean Phillips	7	2.16%	0	3	4
Frankie Lozada	2	0.62%	0	1	1
Armando "Mando" Perez-Serrato	6	1.85%	1	3	2
Gabriel A. Cornejo	8	2.47%	0	1	7
Marianne Williamson	8	2.47%	1	2	5
Joseph R. Biden Jr.	291	89.81%	34	142	115
Total Votes Cast	324	100.00%	36	153	135
Overvotes	0		0	0	0
Undervotes	16		0	7	9
Contest Totals	340		36	160	144
Precincts Reporting	11 of 11				



Unofficial Results

Summary Results Report
 JOINT Primary
 March 05, 2024

UNOFFICIAL RESULTS

Colorado County

DEM US Senator

Vote For 1

	TOTAL	VOTE %	Absentee	Early Voting	Election Day
Roland Gutierrez	30	9.46%	4	14	12
Meri Gomez	10	3.15%	1	5	4
Thierry Tchenko	6	1.89%	0	2	4
A. "Robert" Hassan	8	2.52%	0	3	5
Colin Allred	215	67.82%	25	108	82
Steven J. Keough	11	3.47%	2	4	5
Mark Gonzalez	20	6.31%	0	7	13
Carl Oscar Sherman	7	2.21%	1	2	4
Heli Rodriguez Prilliman	10	3.15%	1	2	7
Total Votes Cast	317	100.00%	34	147	136
Overvotes	1		0	0	1
Undervotes	22		2	13	7
Contest Totals	340		36	160	144
Precincts Reporting	11 of 11				

DEM US Representative, Dist 10

Vote For 1

	TOTAL	VOTE %	Absentee	Early Voting	Election Day
Theresa Boisseau	185	65.84%	22	90	73
Keith McPhail	96	34.16%	12	39	45
Total Votes Cast	281	100.00%	34	129	118
Overvotes	0		0	0	0
Undervotes	59		2	31	26
Contest Totals	340		36	160	144
Precincts Reporting	11 of 11				

DEM Railroad Commissioner

Vote For 1

	TOTAL	VOTE %	Absentee	Early Voting	Election Day
Katherine Culbert	216	72.00%	24	101	91
Bill Burch	84	28.00%	11	37	36
Total Votes Cast	300	100.00%	35	138	127
Overvotes	0		0	0	0
Undervotes	40		1	22	17
Contest Totals	340		36	160	144
Precincts Reporting	11 of 11				



Unofficial Results

Summary Results Report
 JOINT Primary
 March 05, 2024

UNOFFICIAL RESULTS

Colorado County

DEM Justice, Supreme Court, PI 2

Vote For 1

	TOTAL	VOTE %	Absentee	Early Voting	Election Day
DaSean Jones	182	63.41%	21	83	78
Randy Sarosdy	105	36.59%	13	48	44
Total Votes Cast	287	100.00%	34	131	122
Overvotes	0		0	0	0
Undervotes	53		2	29	22
Contest Totals	340		36	160	144
Precincts Reporting	11 of 11				

DEM Justice, Supreme Court, PI 4

Vote For 1

	TOTAL	VOTE %	Absentee	Early Voting	Election Day
Christine Vinh Weems	270	100.00%	33	124	113
Total Votes Cast	270	100.00%	33	124	113
Overvotes	0		0	0	0
Undervotes	70		3	36	31
Contest Totals	340		36	160	144
Precincts Reporting	11 of 11				

DEM Justice, Supreme Court, PI 6

Vote For 1

	TOTAL	VOTE %	Absentee	Early Voting	Election Day
Bonnie Lee Goldstein	217	75.35%	25	101	91
Joe Pool	71	24.65%	9	30	32
Total Votes Cast	288	100.00%	34	131	123
Overvotes	0		0	0	0
Undervotes	52		2	29	21
Contest Totals	340		36	160	144
Precincts Reporting	11 of 11				

DEM Presiding Judge, Ct of Crim App

Vote For 1

	TOTAL	VOTE %	Absentee	Early Voting	Election Day
Holly Taylor	272	100.00%	32	126	114
Total Votes Cast	272	100.00%	32	126	114
Overvotes	0		0	0	0
Undervotes	68		4	34	30
Contest Totals	340		36	160	144
Precincts Reporting	11 of 11				



Unofficial Results

Summary Results Report
 JOINT Primary
 March 05, 2024

UNOFFICIAL RESULTS

Colorado County

DEM Judge, Ct of Crim App, PI 7

Vote For 1

	TOTAL	VOTE %	Absentee	Early Voting	Election Day
Nancy Mulder	260	100.00%	32	120	108
Total Votes Cast	260	100.00%	32	120	108
Overvotes	0		0	0	0
Undervotes	80		4	40	36
Contest Totals	340		36	160	144
Precincts Reporting	11 of 11				

DEM Judge, Ct of Crim App, PI 8

Vote For 1

	TOTAL	VOTE %	Absentee	Early Voting	Election Day
Chika Anyiam	258	100.00%	32	118	108
Total Votes Cast	258	100.00%	32	118	108
Overvotes	0		0	0	0
Undervotes	82		4	42	36
Contest Totals	340		36	160	144
Precincts Reporting	11 of 11				

DEM Member, State BoE, Dist 10

Vote For 1

	TOTAL	VOTE %	Absentee	Early Voting	Election Day
Raquel Saenz Ortiz	207	72.13%	26	94	87
DC Caldwell I	80	27.87%	8	37	35
Total Votes Cast	287	100.00%	34	131	122
Overvotes	0		0	0	0
Undervotes	53		2	29	22
Contest Totals	340		36	160	144
Precincts Reporting	11 of 11				

DEM State Senator, Dist 17

Vote For 1

	TOTAL	VOTE %	Absentee	Early Voting	Election Day
Kathy Cheng	261	100.00%	32	120	109
Total Votes Cast	261	100.00%	32	120	109
Overvotes	0		0	0	0
Undervotes	79		4	40	35
Contest Totals	340		36	160	144
Precincts Reporting	11 of 11				



Unofficial Results

Summary Results Report
 JOINT Primary
 March 05, 2024

UNOFFICIAL RESULTS

Colorado County

DEM Justice, 1st Ct of App Dist, PI 2

Vote For 1

	TOTAL	VOTE %	Absentee	Early Voting	Election Day
Brendetta Scott	201	70.03%	18	92	91
Gordon Goodman	86	29.97%	15	41	30
Total Votes Cast	287	100.00%	33	133	121
Overvotes	0		0	0	0
Undervotes	53		3	27	23
Contest Totals	340		36	160	144
Precincts Reporting	11 of 11				

DEM Justice, 1st Ct of App Dist, PI 6

Vote For 1

	TOTAL	VOTE %	Absentee	Early Voting	Election Day
Sarah Beth Landau	263	100.00%	33	121	109
Total Votes Cast	263	100.00%	33	121	109
Overvotes	0		0	0	0
Undervotes	77		3	39	35
Contest Totals	340		36	160	144
Precincts Reporting	11 of 11				

DEM Justice, 1st Ct of App Dist, PI 7

Vote For 1

	TOTAL	VOTE %	Absentee	Early Voting	Election Day
Julie Countiss	259	100.00%	33	117	109
Total Votes Cast	259	100.00%	33	117	109
Overvotes	0		0	0	0
Undervotes	81		3	43	35
Contest Totals	340		36	160	144
Precincts Reporting	11 of 11				

DEM Justice, 1st Ct of App Dist, PI 8

Vote For 1

	TOTAL	VOTE %	Absentee	Early Voting	Election Day
Richard Hightower	161	55.52%	21	67	73
Ysidra "Sissy" Kyles	129	44.48%	13	64	52
Total Votes Cast	290	100.00%	34	131	125
Overvotes	0		0	0	0
Undervotes	50		2	29	19
Contest Totals	340		36	160	144
Precincts Reporting	11 of 11				



Unofficial Results

Summary Results Report
 JOINT Primary
 March 05, 2024

UNOFFICIAL RESULTS

Colorado County

DEM Justice, 1st Ct of App Dist, PI 9

Vote For 1

	TOTAL	VOTE %	Absentee	Early Voting	Election Day
Peter Kelly	117	40.91%	16	48	53
Amber Boyd-Cora	169	59.09%	18	84	67
Total Votes Cast	286	100.00%	34	132	120
Overvotes	0		0	0	0
Undervotes	54		2	28	24
Contest Totals	340		36	160	144
Precincts Reporting	11 of 11				

DEM Justice, 14th Ct of App Dist, PI 3

Vote For 1

	TOTAL	VOTE %	Absentee	Early Voting	Election Day
Velda Renita Faulkner	129	45.26%	15	60	54
Mark Ritchie	50	17.54%	3	23	24
Chuck Silverman	35	12.28%	3	13	19
Jerry Zimmerer	71	24.91%	13	33	25
Total Votes Cast	285	100.00%	34	129	122
Overvotes	0		0	0	0
Undervotes	55		2	31	22
Contest Totals	340		36	160	144
Precincts Reporting	11 of 11				

DEM Justice, 14th Ct of App Dist, PI 4


Vote For 1

	TOTAL	VOTE %	Absentee	Early Voting	Election Day
Charles Spain	181	65.11%	25	88	68
Derek Obialo	97	34.89%	8	39	50
Total Votes Cast	278	100.00%	33	127	118
Overvotes	0		0	0	0
Undervotes	62		3	33	26
Contest Totals	340		36	160	144
Precincts Reporting	11 of 11				

DEM Justice, 14th Ct of App Dist, PI 5

Vote For 1

	TOTAL	VOTE %	Absentee	Early Voting	Election Day
Frances Bourliot	259	100.00%	33	117	109
Total Votes Cast	259	100.00%	33	117	109
Overvotes	0		0	0	0
Undervotes	81		3	43	35
Contest Totals	340		36	160	144
Precincts Reporting	11 of 11				



Unofficial Results

Summary Results Report
 JOINT Primary
 March 05, 2024

UNOFFICIAL RESULTS

Colorado County

DEM Justice, 14th Ct of App Dist, PI 6

Vote For 1

	TOTAL	VOTE %	Absentee	Early Voting	Election Day
Meagan Hassan	183	64.44%	27	86	70
Sara Padua Cordua	101	35.56%	6	45	50
Total Votes Cast	284	100.00%	33	131	120
Overvotes	0		0	0	0
Undervotes	56		3	29	24
Contest Totals	340		36	160	144
Precincts Reporting	11 of 11				

DEM Justice, 14th Ct of App Dist, PI 8

Vote For 1

	TOTAL	VOTE %	Absentee	Early Voting	Election Day
Margaret "Meg" Poissant	263	100.00%	33	121	109
Total Votes Cast	263	100.00%	33	121	109
Overvotes	0		0	0	0
Undervotes	77		3	39	35
Contest Totals	340		36	160	144
Precincts Reporting	11 of 11				

DEM County Chair

Vote For 1

	TOTAL	VOTE %	Absentee	Early Voting	Election Day
Wayne Lefferd	276	100.00%	32	125	119
Total Votes Cast	276	100.00%	32	125	119
Overvotes	0		0	0	0
Undervotes	64		4	35	25
Contest Totals	340		36	160	144
Precincts Reporting	11 of 11				



Unofficial Results